

SFB 649 Discussion Paper 2006-056

# The Euro and the Transatlantic Capital Market Leadership: A Recursive Cointegration Analysis

Enzo Weber\*



\* Institut für Statistik und Ökonometrie,  
Freie Universität Berlin, Germany

This research was supported by the Deutsche  
Forschungsgemeinschaft through the SFB 649 "Economic Risk".

<http://sfb649.wiwi.hu-berlin.de>  
ISSN 1860-5664

SFB 649, Humboldt-Universität zu Berlin  
Spandauer Straße 1, D-10178 Berlin



SFB 649 ECONOMIC RISK BERLIN

# The Euro and the Transatlantic Capital Market Leadership: A Recursive Cointegration Analysis<sup>1</sup>

Enzo Weber

Institut für Statistik und Ökonometrie, Freie Universität Berlin  
Boltzmannstr. 20, 14195 Berlin, Germany (eweber@wiwiss.fu-berlin.de)

## Abstract

In this paper, the capital market relations between the Euro area and the USA are subject to investigation. Formally based on the uncovered interest rate parity (UIP), first a long-run equilibrium between Euro and US government bond yields is established in backward recursively estimated vector error correction models (VECMs). Subsequently, the focus lies on interest rate leadership and adjustment as well as capital market integration. One major finding shows, that the foundation of the European Monetary Union (EMU) strengthened its role relative to the USA. Furthermore, the transatlantic connections have become closer in the course time.

*Keywords:* Capital Market, UIP, Euro, Transatlantic Relations

*JEL classification:* E44, F36, C32

---

<sup>1</sup>This research was supported by the Deutsche Forschungsgemeinschaft through the CRC 649 "Economic Risk". I am grateful to Jürgen Wolters and Cordelia Thielitz for their support. Of course, all remaining errors are my own.

# 1 Introduction

In the year 1999 eleven member states of the European Union joined to create the euro, a common currency dedicated to foster economic integration in its area. Nevertheless, the first years saw a non-trivial depreciation, giving grounds to discussions about the stability of the euro and its strength in the international comparison. Meanwhile, the situation has changed, and concerns are rather directed to export competitiveness.

In this context, one crucial question is the role of the Euro area assets in international capital markets. On the one hand, the long-term interest rate is expected to react with respect to the domestic business cycle situation and monetary policy impulses. On the other hand, arbitrage between bonds denominated in different currencies, as stated by the UIP, brings in foreign influences.

In the first step of the empirical investigation, the UIP will be tested to hold between Euroland and the economic superpower USA. Based on the estimated long-run equilibrium, this paper inquires the adjustment to UIP deviations, and therefore the transatlantic leadership in the financial domain. By the same token, also the short-run is addressed, taking into account direct effects between the interest rates and indirect ones through the exchange rate. Special attention is paid to perceptible impacts of the introduction of the common European currency. At last, risk premia and shock symmetry are investigated as indicators for capital market integration.

In terms of empirical methodology, I mainly employ the time series cointegration analysis. The central estimations are carried out in VECMs, where formally, I follow the procedure proposed by Johansen (1995). Furthermore, in order to shed light on the *development* of the Euro-US relations, with a focus on the euro introduction, I apply the econometric tools within a backward recursive calculation scheme.

Although the literature on UIP topics is well elaborated, analyses including EMU data still remain relatively scarce. Until now, for example Ehrmann and Fratzscher (2002), Wolters (2002), Chinn and Frankel (2003) and Brüggemann and Lütkepohl (2005) have considered interest rate relations between Europe and the US. Predominantly, the European markets have been found depending on US influences, while reverse effects gained little significance. Amongst other results, the present approach demonstrates a change in this pattern, conspicuously coinciding with the foundation of the EMU.

The paper is organised as follows: Section 2 introduces the concept of the UIP, which provides the theoretical basis of the analysis. Subsequently, I describe the econometric

methodology, mainly the test and estimation procedures. Section 4 presents the various empirical results of the VECM estimations. In the end, a summary gives the relevant generalised interpretation of the findings and concludes the paper.

## 2 Economic Foundation

The fundamental theory on international linkages between different asset yields is formalised in the UIP equation. The economic rationale of the UIP is the arbitrage condition between spot and forward foreign exchange markets: Interest differentials between assets with equal maturity  $m$  measured in local currencies with otherwise similar characteristics must be offset by corresponding differences between the spot exchange rate and the forward rate. To arrive at *uncovered* interest parity, the forward rate is replaced by rational expectations, leading to the logarithmic UIP version

$$r_{t,m} - r_{t,m}^* = \frac{12}{m}(s_{t+m} - s_t) + \rho_{t,m} + u_{t,m} , \quad (1)$$

where  $r_{t,m}$  and  $r_{t,m}^*$  are the annualised domestic and foreign interest rates,  $s_t$  is the spot exchange rate and  $u_{t,m}$  a stationary error term.  $\rho_{t,m}$  denotes a risk premium, reflecting risk aversion, differences in credit worthiness and such.

It is a common result, that exchange rates are well described by random walks and so are integrated of order zero (I(0)) when differenced.<sup>2</sup> Consequently, any linkage following relation (1) requires interest differentials to be stationary. Hence, in case the interest rates are I(1), domestic and foreign interest rates should be cointegrated with the vector  $(1, -1)'$ .

The exchange rate development should have no influence on the long-run cointegrating capital market equilibrium, but may of course play an important role in the short-run adjustment processes: On the one hand, interest rate movements might trigger capital flows, which induce exchange rate reactions, and on the other hand, interest rates could react to exchange rates through the UIP arbitrage mechanism.

---

<sup>2</sup>In the UIP context this states implicitly, that exchange rates behave like efficient market prices with expected changes of zero. If the exchange rate course deviates from this assumption, if, e.g., inflation differentials play a substantial role, real interest rates could be considered.

### 3 Methodological Proceeding

The basic data generating process in the econometric procedure is the VAR with lag length  $q + 1$

$$y_t = c^* + \sum_{i=1}^{q+1} A_i^* y_{t-i} + Bx_t + u_t, \quad (2)$$

where  $y_t$  contains the  $n$  endogenous variables,  $A_i^*$  are  $n \times n$  coefficient matrices and  $u_t$  is an  $n$ -dimensional vector of white noise errors.  $c^*$  denotes the constants, and  $x_t$  holds exogenous variables.

Before proceeding, assume that a unit root process is an acceptable description of the interest rate behaviour. According to Johansen (1995), the commonness of  $n-r$  stochastic trends is reflected by a reduced rank of  $A^*(1)$ , with  $A^*(L) = I_n - \sum_{i=1}^{q+1} A_i^* L^i$ . Consequently, one can write  $A^*(1) = -\alpha\beta'$ , where  $\beta$  spans the space of the  $r$  cointegrating vectors, and  $\alpha$  contains the corresponding adjustment coefficients. Granger's representation theorem leads to the VECM

$$\Delta y_t = \alpha(\beta' y_{t-1} + c) + \sum_{i=1}^q A_i \Delta y_{t-i} + Bx_t + u_t, \quad (3)$$

with  $A_i = -\sum_{j=i+1}^{q+1} A_j^*$ ,  $i = 1, \dots, q$ . This representation assumes that the constant is absorbed in the cointegrating relation.

The unit root behaviour of the time series is checked by the standard ADF test (see e.g. Dickey and Fuller 1979). As deterministic term, a constant is included, except for the tests on first differences. Here, as well as in all subsequent models, the lag length is set following the usual information criteria and autocorrelation tests. Simulated critical values for the null hypothesis of non-stationarity are taken from MacKinnon (1991, 1996).

The likelihood ratio trace test statistic (Johansen 1994, 1995) for the null hypothesis of at most  $r$  cointegrating relations is given by

$$\Lambda(r) = -T \sum_{i=r+1}^n \log(1 - \hat{\lambda}_i), \quad (4)$$

where  $n$  is the number of endogenous variables and  $T$  the number of observations.  $\hat{\lambda}_i$  denotes the  $i$ -th largest squared sample canonical correlation between  $\Delta y_t$  and the respec-

tive cointegrating relation, both corrected for the influence of the remaining regressors. Critical values are provided by Osterwald-Lenum (1992).

As I aim at establishing stylised facts about the *development* of the Euro-US capital market relations, system estimations will be carried out backward recursively. This means, that beginning in 1990:01, the starting point of the sample will move successively towards the present, whilst the end point 2006:04 will be fixed.<sup>3</sup> These calculations will result in graphs showing the movement of the respective estimated magnitudes through time. As in the backward recursive estimation the number of degrees of freedom will diminish towards 2006, the shortest estimation period of monthly observations being less than two years, and as the trace test is known to be distorted in small samples, I implement a correction of the test statistic based on the response surface analysis in Cheung and Lai (1993).

## 4 Empirical Evidence

### 4.1 Data

The capital market rates are represented by 10-year constant maturity standard government bond yields: US *Federal Government Securities* (Federal Reserve) and *Euro Benchmark Bonds* (Eurostat), the latter as weighted harmonised EU-12 bonds. The graphs for the sample 1990:01 - 2006:04 are shown in Figure 1 together with the euro/dollar exchange rate. A close co-movement between the interest rates is evident at least since the late 1990s. The sample trend is slightly downward sloping, and the troughs and peaks relate to the business cycle course, for example in the economic boom at the turn of the millennium. The exchange rate graph clearly makes the quick depreciation and recovery of the euro visible.

Investigating the integration properties of the data, Table 1 provides the ADF test results for the interest and exchange rates. In none of the cases, the null hypothesis of non-stationarity can be rejected at the 10% level. As additionally, the first differences are clearly stationary, I assume all series are integrated of order one.

---

<sup>3</sup>For availability of such recursive results I will not carry out explicit parameter stability tests.

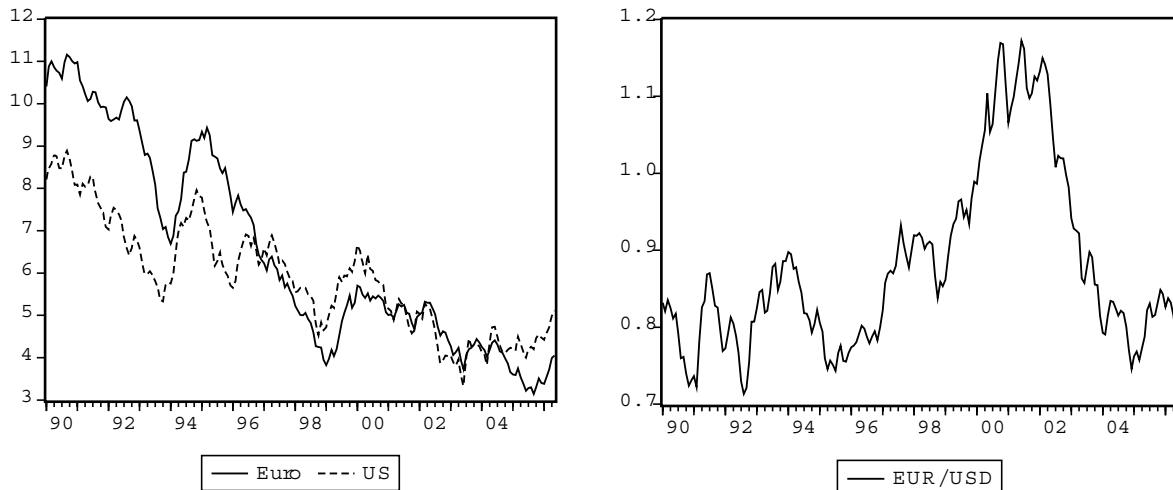


Figure 1: Interest and exchange rates

	Euro	US	EUR/USD
t-value (levels)	-1.66	-2.20	-1.49
lag length	1	1	2
t-value (differences)	-9.89**	-10.41**	-9.50**
lag length	0	0	1
** * : $H_0$ can be rejected at 1% resp. 10% level			

Table 1: ADF tests (full sample)

## 4.2 Model Specification

Regarding the bivariate VECM, I include the Euro ( $y_{1t}$ ) and US ( $y_{2t}$ ) bond yields as endogenous variables, where the short-run dynamics are augmented by the first contemporaneous difference of the exchange rate. For the interest rates, I follow the Schwarz and Hannan-Quinn criteria, which propose for the whole sample a lag length of one. An error correction term has been estimated in the model equations due to the trace test results in the following section. The system specification tests for the full sample in Table 2 show a satisfying model fit.

The UIP states, that the level of the exchange rate should not be of any importance for the cointegrating relation. Therefore, the VECM now only includes its stationary differences, which are not crucial for the cointegration properties. Since all leads and lags are clearly insignificant, only the contemporaneous values are considered. According to the arbitrage mechanism in (1), the leading ten-year difference should have been included, which is obviously not feasible. The monthly differences may at least approximate the direction

of the expectations on revaluation. Furthermore, they probably capture the influence of the interest on the exchange rates (see section 2), which is not related to the ten-year difference from the UIP.

LM(1)	LM(2)	LM(6)	JB	ARCH(1) LM
4.36	13.10	36.20	4.70	9.61
(0.36)	(0.11)	(0.06)	(0.32)	(0.38)
p-values in parentheses				

Table 2: Specification tests (full sample)

### 4.3 Evidence on UIP Validity

Validity of the UIP certainly requires common stochastic trends between the interest rates. Consequently, Figure 2 shows the backward recursive trace test statistics and the 5% critical value for  $H_0 : r = 0$ . In general, assuming cointegration between the interest rates seems to be justified. Only around the euro introduction in 1999 the test becomes insignificant. This euro effect will reappear in the subsequent inferences.

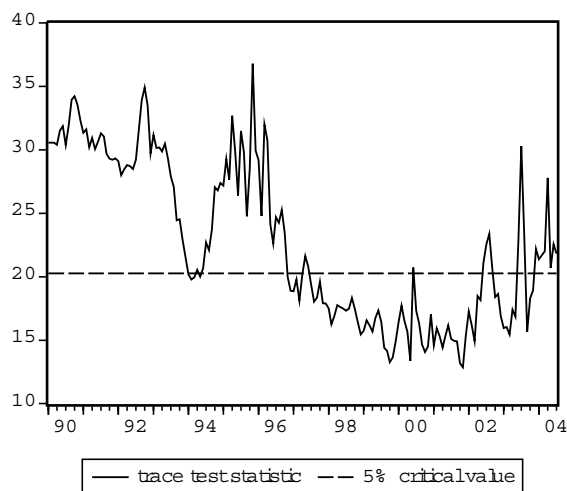


Figure 2: Backward recursive trace tests

Besides cointegration, the UIP states a  $\beta$  vector of  $(1, -1)'$ . Therefore, Figure 3 shows its backward recursive development through the sample, where  $\beta_1$  (Euro) is normalised to unity. The predicted value of -1 is within reach throughout the whole sample. The slight deviation in the mid-1990s could possibly be attributed to uncertainty and unstable expectations preceding the foundation of the EMU.



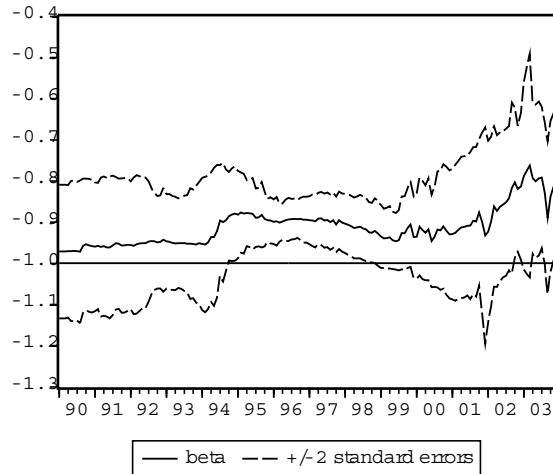


Figure 3: Backward recursive cointegrating parameters

#### 4.4 Leadership in the Capital Market

After the UIP long-run relation has been defined, the reactions of the interest rates to equilibrium deviations shall be investigated. The backward recursive t-values of the respective elements of the  $\alpha$  vector (Figure 4) give information about the adjustment significance: At first, both bond yields adjust to the equilibrium path, but this effect becomes insignificant when getting close to the EMU foundation in 1999. Interestingly, while the US t-value quickly returns to its prior size, the Euro line stays between the critical values. This indicates, that from the beginning, the new currency has played a leading role in the international capital markets.

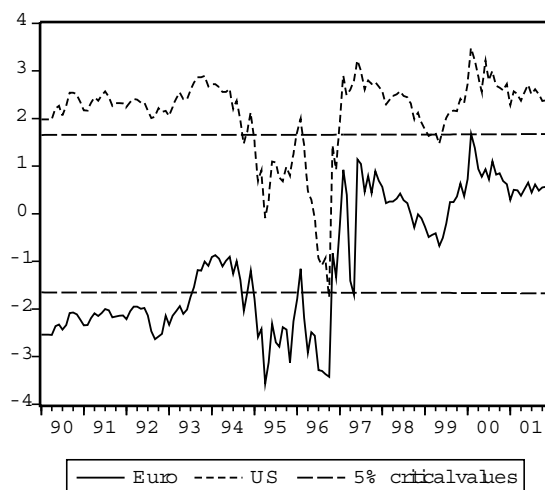


Figure 4: Backward recursive adjustment t-values

Despite the common sense, that Europe highly depends on the economic situation of

the US, the Euro long-term yields follow an idiosyncratic course. In view of the crucial role of long-term interest rates for example in determining investment, besides for the capital market, this has also important implications for the real economy. As well, one might draw the conclusion, that the European Central Bank should be able to conduct an independent monetary policy orientated towards the economic needs of the Euro zone.

While the equilibrium adjustment directs at the *long-run* relation between the variables, addressing Granger causality, also the *short-run* dynamics might have important, even if transitory, influences. Consequently, Figure 5 provides the backward recursive t-values for the cross-country lagged interest rate differences (left panel) as well as the exchange rate difference (right panel).

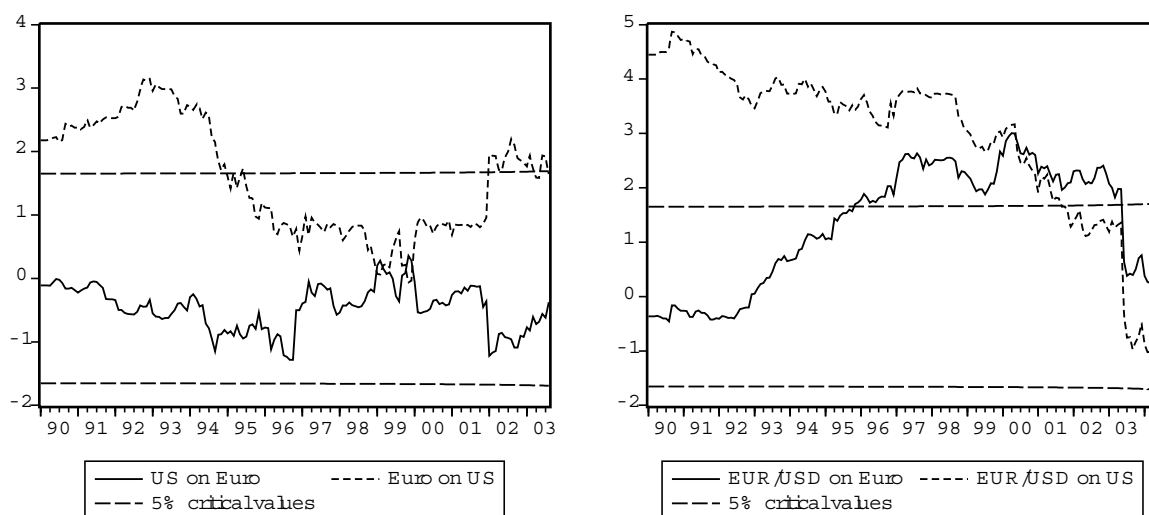


Figure 5: Backward recursive short-run t-values

Evidently, the direct short-run influence from the US on the Euro interest rate is practically zero. For the reverse direction, there appears a pattern similar to the equilibrium adjustment: Impacts exist, but are insignificant around the year 1999. The exchange rate differences are positively connected to both Euro and US yield differences. This constellation suggests intuitively, that a rise in US interest rates appreciates the US dollar (raises the EUR/USD exchange rate), and that due to the euro depreciation, the Euro bond yield must rise following the UIP arbitrage. Through this twofold mechanism, a possible short-run influence from the US on the Euro bonds can be established, but obviously, both of the significances disappear towards the end of the sample period.

The causality analysis shall now be replenished by inquiring the importance of the impacts between the variables with respect to the complete system dynamics. For this purpose, the mutual long-run variance decomposition contributions are computed. Since no sensible

decision can be made on the identification of the contemporaneous correlations, I take the mean of the resulting values from the two possible Choleski decompositions as the relevant measure. The backward recursive estimations in Figure 6 do not deviate from the results of the parameter analysis: At the beginning, the influences are at eye level, but later on, the European contribution to the US yield variation gains strength, while the reverse is true for the opposite direction.

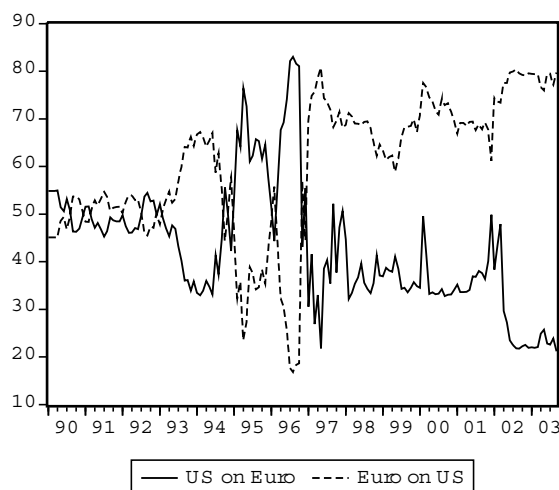


Figure 6: Backward recursive long-run variance decompositions

## 4.5 Capital Market Integration

At last, I turn to the question, if the capital market links between Euroland and the US have strengthened since 1990. Besides the trace test and the cointegrating vector, which examined the pure validity of the UIP, one could consider the symmetry of the interest rate innovations and the development of a possible risk premium.

Figure 7 shows the backward recursive cross-correlations between the residuals of the two model equations together with the upper standard  $2/\sqrt{T}$  confidence bound. The highly significant and rising correlations prove a growing coherence between the bond yield shocks. On a general base, reasons could be seen in common effects of economic news or homogenous policy actions.

The risk premium is measured by the constant from the error correction term, where the cointegrating vector has been restricted to  $(1, -1)'$  in order to extract the pure interest differential effect. Together with a two standard error band, the backward recursive intercepts are plotted in Figure 8. At the beginning, the large confidence intervals lead

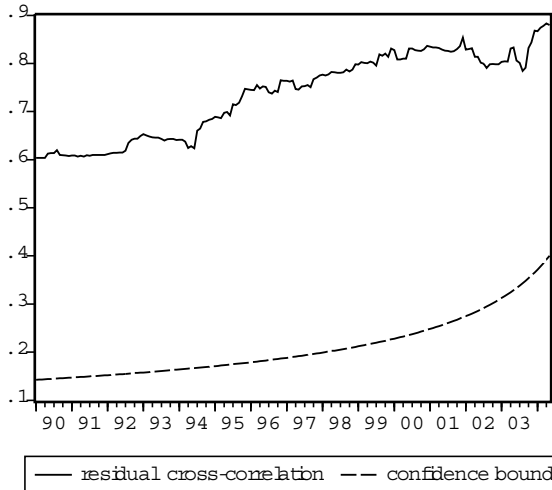


Figure 7: Backward recursive residual cross-correlations

to unclear results, but since 1999, even with smaller standard deviations the risk premia do not differ significantly from zero. While this is in favour of deepening integration, the further deviation is due to the strong US business cycle performance in the last years.

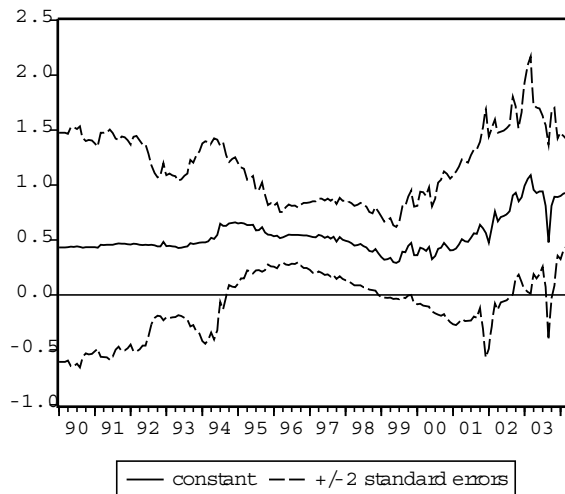


Figure 8: Backward recursive cointegration constants

## 5 Concluding Summary

Starting out to shed light on the Euro-US capital market connections, this paper naturally concentrates on the long-run UIP-based interest rate equilibrium. Cointegration can be established between the two bond yields, but may not be given for a few years from 1997 on. Similar effects can be found in the cointegrating vector, which deviates from unity exclusively in the mid-1990s, and in the risk premium, which is significant in the same period. Since no further exceptional exogenous events appeared in this period, it can be suggested, that uncertainty and unstable expectations in the run-up to EMU might have caused the economic turbulence. Nonetheless, symmetry of the interest rate innovations rises constantly, indicating a high homogeneity of shocks, and risk premia have a tendency to fall.

The unified Euro zone has at least partly overtaken an economic and financial leading role: Since 1997, the adjustment to the long-run equilibrium takes place exclusively through reactions of the US interest rate. Furthermore, the European bond market has short-run effects on the US, even if insignificant around 1999. Reverse short-run impacts can only be stated through the exchange rate mechanism, and are weakened significantly in the last years. As these results are confirmed by variance decompositions, the creation of a common currency has obviously strengthened the European position in financial markets. For example, this development could have arisen from the better strategic position of one united European central bank, and the lower sensitivity to foreign influences of the monetary union as a whole. Certainly, American weakness, caused for example by the current account and budget deficits, could have played an additional role, but the sudden change is unlikely to be forced by these long-run fundamentals.

The results implicate, that the EMU has adopted a strong position in the international financial markets, which are, for their part, on the road to further integration. For the European economy this means both exposure to the world markets as well as a certain scope for domestic policy, and therefore accordant responsibility as one of the world's strongest economic powers. Above all, the European monetary policy should be aware of this constellation.

## References

- [1] Brüggemann, R., H. Lütkepohl (2005): Uncovered Interest Rate Parity and the Expectations Hypothesis of the Term Structure: Empirical Results for the U.S. and Europe. SFB 649 Economic Risk Berlin Discussion Paper 2005-035.
- [2] Cheung, Y.W., K.S. Lai (1993): Finite sample size of Johansen's likelihood ratio tests for cointegration. *Oxford Bulletin of Economics and Statistics*, 55, 313-328.
- [3] Chinn, M., J. Frankel (2003): The Euro Area and World Interest Rates. Santa Cruz Center for International Economics Working Paper 1016.
- [4] Dickey, D.A., W.A. Fuller (1979): Distribution of the Estimators for Autoregressive Time Series with a Unit Root. *Journal of the American Statistical Association*, 74, 427-431.
- [5] Ehrmann, M., M. Fratzscher (2002): Interdependence between the Euro Area and the US: What role for EMU? ECB Working Paper 200.
- [6] Johansen, S. (1994): The role of the constant and linear terms in cointegration analysis of nonstationary time series. *Econometric Reviews*, 13, 205-231.
- [7] Johansen, S. (1995): *Likelihood-Based Inference in Cointegrated Vector Autoregressive Models*. Oxford University Press, Oxford.
- [8] MacKinnon, J.G. (1991): Critical Values for Cointegration Tests. Chapter 13 in R.F. Engle, C.W.J. (eds.): *Long-run Economic Relationships: Readings in Cointegration*, Oxford University Press, Oxford.
- [9] MacKinnon, J.G. (1996): Numerical Distribution Functions for Unit Root and Cointegration Tests. *Journal of Applied Econometrics*, 11, 601-618.
- [10] Osterwald-Lenum, M. (1992): A Note with Quantiles of the Asymptotic Distribution of the Maximum Likelihood Cointegration Rank Test Statistics. *Oxford Bulletin of Economics and Statistics*, 54, 461-472.
- [11] Wolters, J. (2002): Uncovered Interest Rate Parity and the Expectations Hypothesis of the Term Structure: Empirical Results for the US and Europe. In: Klein, I., S. Mittnik (eds.): *Contributions to Modern Econometrics, From Data Analysis to Economic Policy*, Kluwer Academic Publishers, 271-282.

## SFB 649 Discussion Paper Series 2006

For a complete list of Discussion Papers published by the SFB 649, please visit <http://sfb649.wiwi.hu-berlin.de>.

- 001 "Calibration Risk for Exotic Options" by Kai Detlefsen and Wolfgang K. Härdle, January 2006.
- 002 "Calibration Design of Implied Volatility Surfaces" by Kai Detlefsen and Wolfgang K. Härdle, January 2006.
- 003 "On the Appropriateness of Inappropriate VaR Models" by Wolfgang Härdle, Zdeněk Hlávka and Gerhard Stahl, January 2006.
- 004 "Regional Labor Markets, Network Externalities and Migration: The Case of German Reunification" by Harald Uhlig, January/February 2006.
- 005 "British Interest Rate Convergence between the US and Europe: A Recursive Cointegration Analysis" by Enzo Weber, January 2006.
- 006 "A Combined Approach for Segment-Specific Analysis of Market Basket Data" by Yasemin Boztuğ and Thomas Reutterer, January 2006.
- 007 "Robust utility maximization in a stochastic factor model" by Daniel Hernández-Hernández and Alexander Schied, January 2006.
- 008 "Economic Growth of Agglomerations and Geographic Concentration of Industries - Evidence for Germany" by Kurt Geppert, Martin Gornig and Axel Werwatz, January 2006.
- 009 "Institutions, Bargaining Power and Labor Shares" by Benjamin Bental and Dominique Demougin, January 2006.
- 010 "Common Functional Principal Components" by Michal Benko, Wolfgang Härdle and Alois Kneip, January 2006.
- 011 "VAR Modeling for Dynamic Semiparametric Factors of Volatility Strings" by Ralf Brüggemann, Wolfgang Härdle, Julius Mungo and Carsten Trenkler, February 2006.
- 012 "Bootstrapping Systems Cointegration Tests with a Prior Adjustment for Deterministic Terms" by Carsten Trenkler, February 2006.
- 013 "Penalties and Optimality in Financial Contracts: Taking Stock" by Michel A. Robe, Eva-Maria Steiger and Pierre-Armand Michel, February 2006.
- 014 "Core Labour Standards and FDI: Friends or Foes? The Case of Child Labour" by Sebastian Braun, February 2006.
- 015 "Graphical Data Representation in Bankruptcy Analysis" by Wolfgang Härdle, Rouslan Moro and Dorothea Schäfer, February 2006.
- 016 "Fiscal Policy Effects in the European Union" by Andreas Thams, February 2006.
- 017 "Estimation with the Nested Logit Model: Specifications and Software Particularities" by Nadja Silberhorn, Yasemin Boztuğ and Lutz Hildebrandt, March 2006.
- 018 "The Bologna Process: How student mobility affects multi-cultural skills and educational quality" by Lydia Mechtenberg and Roland Strausz, March 2006.
- 019 "Cheap Talk in the Classroom" by Lydia Mechtenberg, March 2006.
- 020 "Time Dependent Relative Risk Aversion" by Enzo Giacomini, Michael Handel and Wolfgang Härdle, March 2006.
- 021 "Finite Sample Properties of Impulse Response Intervals in SVECMs with Long-Run Identifying Restrictions" by Ralf Brüggemann, March 2006.
- 022 "Barrier Option Hedging under Constraints: A Viscosity Approach" by Imen Bentahar and Bruno Bouchard, March 2006.

**SFB 649, Spandauer Straße 1, D-10178 Berlin**  
**<http://sfb649.wiwi.hu-berlin.de>**

This research was supported by the Deutsche  
Forschungsgemeinschaft through the SFB 649 "Economic Risk".



- 023 "How Far Are We From The Slippery Slope? The Laffer Curve Revisited" by Mathias Trabandt and Harald Uhlig, April 2006.
- 024 "e-Learning Statistics – A Selective Review" by Wolfgang Härdle, Sigbert Klinke and Uwe Ziegenhagen, April 2006.
- 025 "Macroeconomic Regime Switches and Speculative Attacks" by Bartosz Maćkowiak, April 2006.
- 026 "External Shocks, U.S. Monetary Policy and Macroeconomic Fluctuations in Emerging Markets" by Bartosz Maćkowiak, April 2006.
- 027 "Institutional Competition, Political Process and Holdup" by Bruno Deffains and Dominique Demougin, April 2006.
- 028 "Technological Choice under Organizational Diseconomies of Scale" by Dominique Demougin and Anja Schöttner, April 2006.
- 029 "Tail Conditional Expectation for vector-valued Risks" by Imen Bentahar, April 2006.
- 030 "Approximate Solutions to Dynamic Models – Linear Methods" by Harald Uhlig, April 2006.
- 031 "Exploratory Graphics of a Financial Dataset" by Antony Unwin, Martin Theus and Wolfgang Härdle, April 2006.
- 032 "When did the 2001 recession *really* start?" by Jörg Polzehl, Vladimir Spokoiny and Cătălin Stărică, April 2006.
- 033 "Varying coefficient GARCH versus local constant volatility modeling. Comparison of the predictive power" by Jörg Polzehl and Vladimir Spokoiny, April 2006.
- 034 "Spectral calibration of exponential Lévy Models [1]" by Denis Belomestny and Markus Reiß, April 2006.
- 035 "Spectral calibration of exponential Lévy Models [2]" by Denis Belomestny and Markus Reiß, April 2006.
- 036 "Spatial aggregation of local likelihood estimates with applications to classification" by Denis Belomestny and Vladimir Spokoiny, April 2006.
- 037 "A jump-diffusion Libor model and its robust calibration" by Denis Belomestny and John Schoenmakers, April 2006.
- 038 "Adaptive Simulation Algorithms for Pricing American and Bermudan Options by Local Analysis of Financial Market" by Denis Belomestny and Grigori N. Milstein, April 2006.
- 039 "Macroeconomic Integration in Asia Pacific: Common Stochastic Trends and Business Cycle Coherence" by Enzo Weber, May 2006.
- 040 "In Search of Non-Gaussian Components of a High-Dimensional Distribution" by Gilles Blanchard, Motoaki Kawanabe, Masashi Sugiyama, Vladimir Spokoiny and Klaus-Robert Müller, May 2006.
- 041 "Forward and reverse representations for Markov chains" by Grigori N. Milstein, John G. M. Schoenmakers and Vladimir Spokoiny, May 2006.
- 042 "Discussion of 'The Source of Historical Economic Fluctuations: An Analysis using Long-Run Restrictions' by Neville Francis and Valerie A. Ramey" by Harald Uhlig, May 2006.
- 043 "An Iteration Procedure for Solving Integral Equations Related to Optimal Stopping Problems" by Denis Belomestny and Pavel V. Gapeev, May 2006.
- 044 "East Germany's Wage Gap: A non-parametric decomposition based on establishment characteristics" by Bernd Görzig, Martin Gornig and Axel Werwatz, May 2006.
- 045 "Firm Specific Wage Spread in Germany - Decomposition of regional differences in inter firm wage dispersion" by Bernd Görzig, Martin Gornig and Axel Werwatz, May 2006.

**SFB 649, Spandauer Straße 1, D-10178 Berlin**  
<http://sfb649.wiwi.hu-berlin.de>

This research was supported by the Deutsche  
 Forschungsgemeinschaft through the SFB 649 "Economic Risk".





- 046 "Produktdiversifizierung: Haben die ostdeutschen Unternehmen den Anschluss an den Westen geschafft? – Eine vergleichende Analyse mit Mikrodaten der amtlichen Statistik" by Bernd Görzig, Martin Gornig and Axel Werwatz, May 2006.
- 047 "The Division of Ownership in New Ventures" by Dominique Demougin and Oliver Fabel, June 2006.
- 048 "The Anglo-German Industrial Productivity Paradox, 1895-1938: A Restatement and a Possible Resolution" by Albrecht Ritschl, May 2006.
- 049 "The Influence of Information Costs on the Integration of Financial Markets: Northern Europe, 1350-1560" by Oliver Volckart, May 2006.
- 050 "Robust Econometrics" by Pavel Čížek and Wolfgang Härdle, June 2006.
- 051 "Regression methods in pricing American and Bermudan options using consumption processes" by Denis Belomestny, Grigori N. Milstein and Vladimir Spokoiny, July 2006.
- 052 "Forecasting the Term Structure of Variance Swaps" by Kai Detlefsen and Wolfgang Härdle, July 2006.
- 053 "Governance: Who Controls Matters" by Bruno Deffains and Dominique Demougin, July 2006.
- 054 "On the Coexistence of Banks and Markets" by Hans Gersbach and Harald Uhlig, August 2006.
- 055 "Reassessing Intergenerational Mobility in Germany and the United States: The Impact of Differences in Lifecycle Earnings Patterns" by Thorsten Vogel, September 2006.
- 056 "The Euro and the Transatlantic Capital Market Leadership: A Recursive Cointegration Analysis" by Enzo Weber, September 2006.

**SFB 649, Spandauer Straße 1, D-10178 Berlin**  
**<http://sfb649.wiwi.hu-berlin.de>**

This research was supported by the Deutsche  
Forschungsgemeinschaft through the SFB 649 "Economic Risk".

